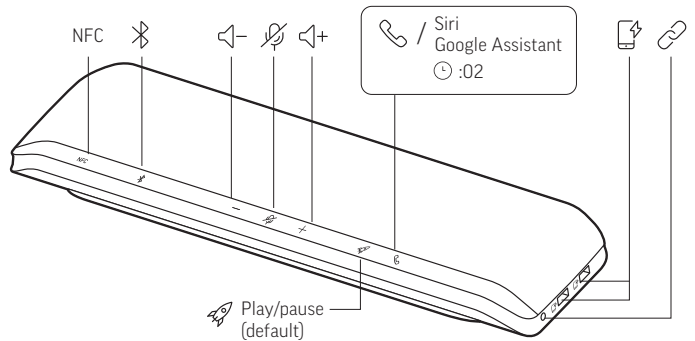
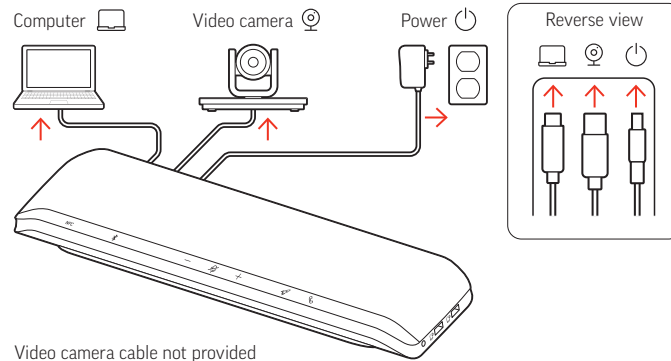
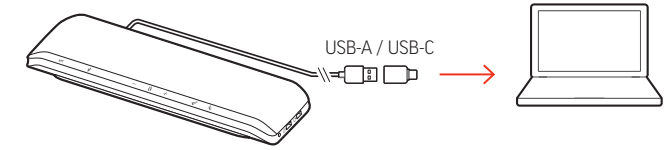


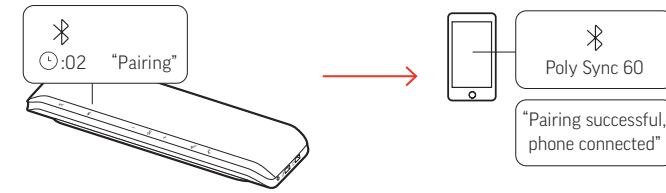
POWER AND CONNECT



CORDED SETUP




MOBILE SETUP (PAIR)



CHARGE YOUR PHONE

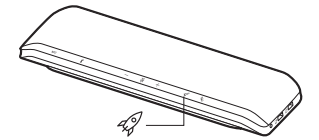
With your speakerphone powered on, charge up to two phones.
Connection provides power only.



CUSTOMIZE YOUR SPEAKERPHONE

Configure your Rocket button feature in Poly Lens desktop app.
Choose from play/pause music (default), device status check and more.

↓ poly.com/lens



↓ poly.com/lens


Poly Lens Mobile App
Poly Lens Desktop App

Download on the **App Store**


GET IT ON **Google Play**

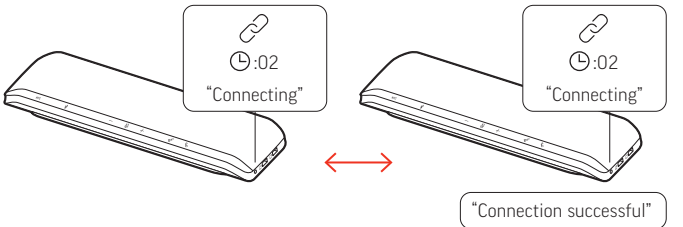
🔧 support.hp.com/poly

Poly Sync 60 🔍




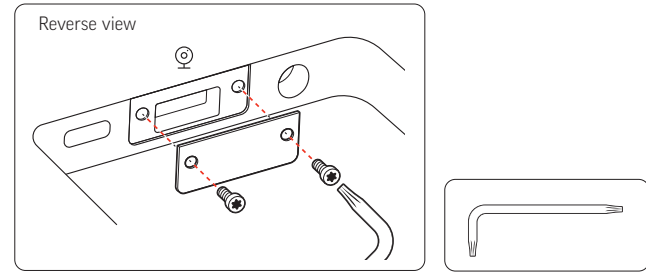
LINK SPEAKERPHONES

To wirelessly connect two Sync 60, press Link  button on both speakerphones for 2 seconds. You hear “connection successful” when linked. Pair one speakerphone to your idle mobile device to make calls or play media.



ACCESS VIDEO CAMERA PORT

Your speakerphone ships with the video camera  port covered. Access the port by removing the cover with the provided tool.



SYNC 60 SERIES