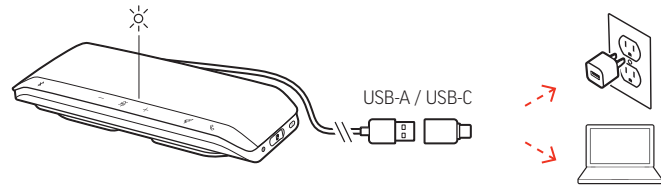
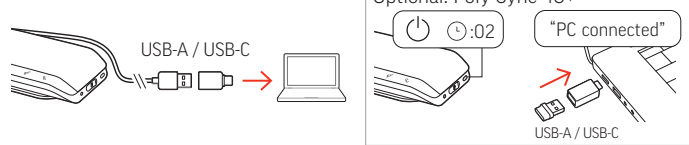


## FIRST-TIME USE

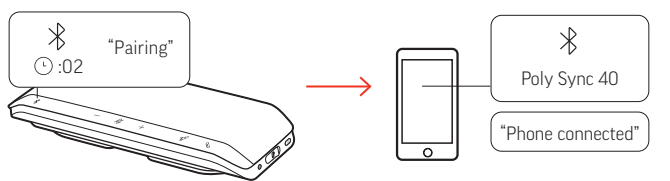
Activate by connecting USB cable to power source until LEDs light up.



## COMPUTER SETUP



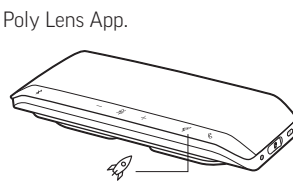
## MOBILE SETUP (PAIR)



## CUSTOMIZE

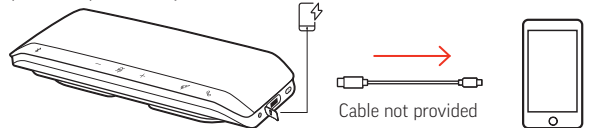
Configure your Rocket 🚀 button feature in Poly Lens App. Choose from play/pause music (default), device status check and more.

↓ [poly.com/lens](https://poly.com/lens)



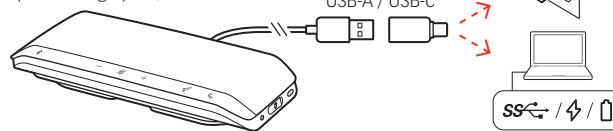
## CHARGE YOUR PHONE

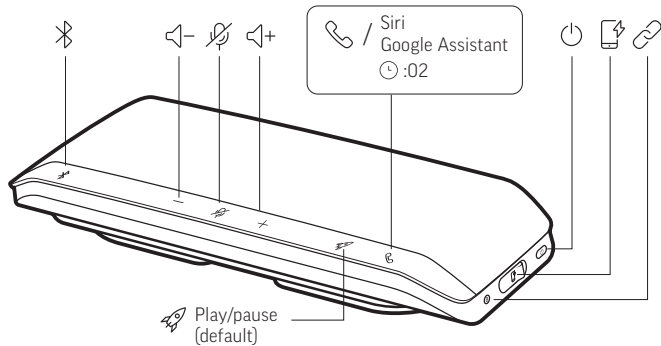
With your speakerphone powered on, connect your phone. Connection provides power only.



## CHARGE YOUR SPEAKERPHONE


Fastest when using wall charger or computer's quick-charge port, if available.

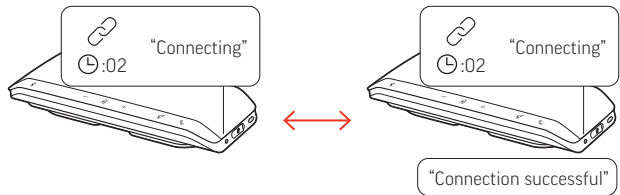




 [support.hp.com/poly](https://support.hp.com/poly)

### LINK SPEAKERPHONES

To wirelessly connect two Poly Sync 40, press Link  button on both speakerphones for 2 seconds. You hear "connection successful" when linked. Pair one speakerphone to your idle mobile device to make calls or play media.



©2023 Poly. Bluetooth is a registered trademark of Bluetooth SIG, Inc. All other trademarks are the property of their respective owners.  
RMN (모델명/型号/型號): SY40, SY40-M, BT700, BT700C  
215633-50 09.23



# SYNC 40 SERIES