



Electronic Hook Switch Guide

2016

Electronic Hook Switch Guide Contents

Electronic Hook Switch Cables (EHS) provide remote desk phone call control (answer/end) with your Plantronics wireless headset system (or the MDA200 headset hub). We offer cables that are compatible with many of the most popular office desk phones.

We also have a handset lifter accessory that can be used with most desk phones that are not compatible with one of our EHS cables. Visit plantronics.com for more information.



1
APPLE
MODELS



7-8
CISCO
PHONE MODELS




13
SHORETEL
PHONE MODELS



19
T-SYSTEMS
PHONE MODELS



2-3
ALCATEL-LUCENT
ENTERPRISE
PHONE MODELS



9
FUNKWERK
PHONE MODELS



14
SNOM
PHONE MODELS



20
UNIFY
PHONE MODELS



4
AGFEO
PHONE MODELS



10
MITEL
PHONE MODELS



15
TENOVIS
PHONE MODELS



21
APU-75™ FOR PHONES/
SOFTPHONES



5
AVAYA
PHONE MODELS



11
NEC
PHONE MODELS



16
TIPEL
PHONE MODELS



6
AVAYA-NORTEL
MODELS




12
POLYCOM
PHONE MODELS



17-18
TOSHIBA
PHONE MODELS

Electronic Hook Switch Adapter for Apple iPhones

Apple




iPHONE MODELS
 iPhone 4
 iPhone 4S
 iPhone 5
 iPhone 5C
 iPhone 5S
 iPhone 6
 iPhone 6+

+


EHS Cable

API-28
 PN: 202268-01



+

Plantronics Audio Solutions



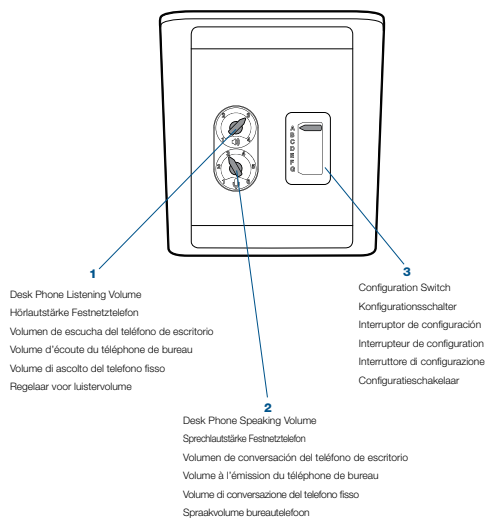
CS500/CS500 XD SERIES
 Wireless headsets
 manage desk
 phone calls

EHS Setup

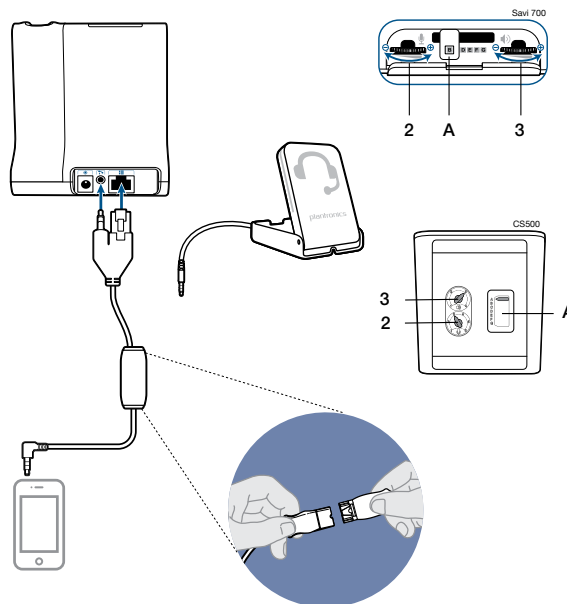
Use the EHS setup below to automatically answer a mobile phone call by pressing a button on your CS500 Series headset.

iPHONE MODELS: iPHONE 4, iPHONE 4S, iPHONE5, iPHONE 5C, iPHONE 5S, iPHONE6, iPHONE 6+

SETUP




CONFIGURATION



Electronic Hook Switch for Alcatel-Lucent Enterprise

Alcatel-Lucent Enterprise




DESK PHONE MODELS
 4029
 4039
 IP Touch 4028
 IP Touch 4038
 IP Touch 4068

+

EHS Cable


APA-23™*
 PN: 38908-11




*APA-23™ replaces APA-20 and APA-22™

+


Plantronics Audio Solutions




SAVI 700 SERIES
 Wireless headset system manages PC, mobile and desk phone calls



CS500/CS500 XD SERIES
 Wireless headsets manage desk phone calls



MDA200
 Enables USB connectivity to the desk phone to manage both PC and desk phone calls



VOYAGER LEGEND CS
 Wireless Bluetooth® headset system manages desk phone and mobile calls

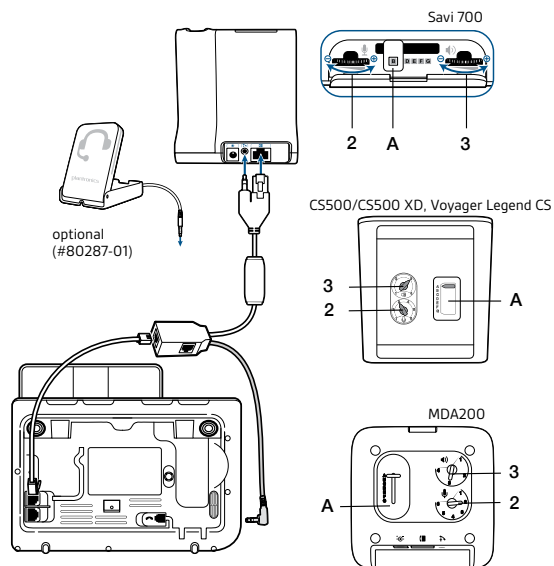
EHS Setup

Use the EHS setup below to automatically answer a desk phone call by pressing a button on your Savi 700 Series or CS500 Series headset or MDA200 or Voyager Legend CS.

ALCATEL-LUCENT ENTERPRISE MODELS: IP TOUCH 4028, 4038, 4068

SETUP

CONFIGURATION

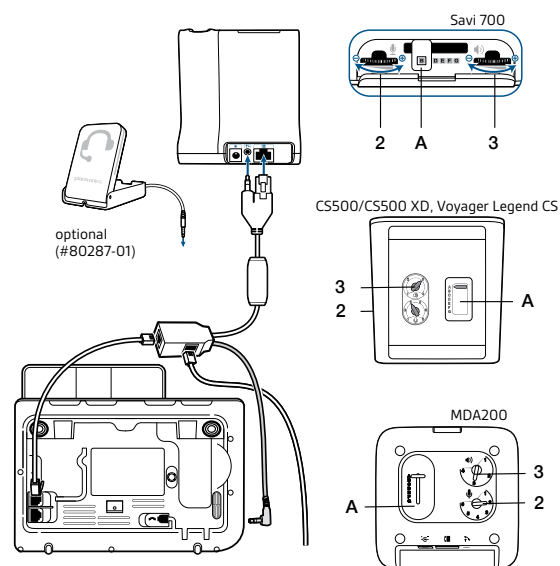


ALCATEL-LUCENT ENTERPRISE MODELS: 4029, 4039

(Note: Voyager Legend CS Mobile connectivity is not possible with these particular phones)

SETUP

CONFIGURATION



Electronic Hook Switch for Alcatel-Lucent Enterprise

Alcatel-Lucent Enterprise



DESK PHONE MODELS
8012
IP 8028
IP 8038
IP 8068
TDM 8029
TDM 8039
8082 My IC Phone



EHS Cable

APA-23*
PN: 38908-11



*APA-23 replaces APA-20 and APA-22



Plantronics Audio Solutions



SAVI 700 SERIES
Wireless headset system manages PC, mobile and desk phone calls



CS500/CS500 XD SERIES
Wireless headsets manage desk phone calls



MDA200
Enables USB connectivity to the desk phone to manage both PC and desk phone calls



VOYAGER LEGEND CS
Wireless Bluetooth headset system manages desk phone and mobile calls

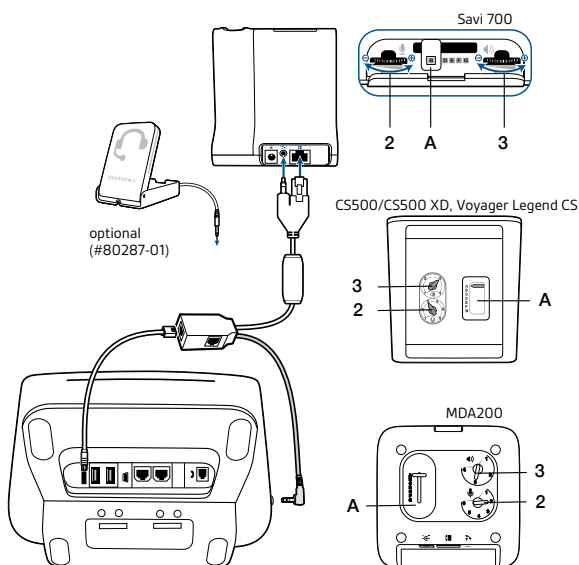
EHS Setup

Use the EHS setup below to automatically answer a desk phone call by pressing a button on your Savi 700 Series or CS500 Series headset or MDA200 or Voyager Legend CS.

ALCATEL-LUCENT ENTERPRISE MODELS: 8082 MY IC PHONE

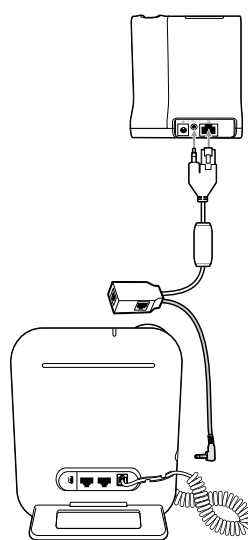
SETUP

CONFIGURATION

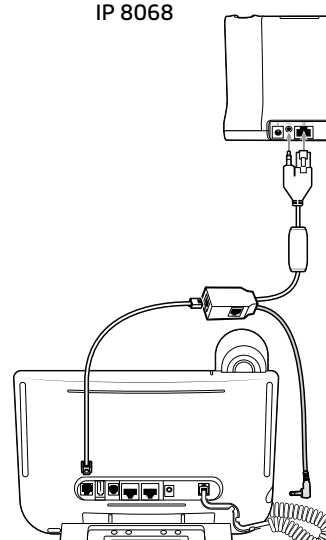


ALCATEL-LUCENT ENTERPRISE MODELS: 8012, IP 8038, IP 8068, TDM 8029, TDM 8039

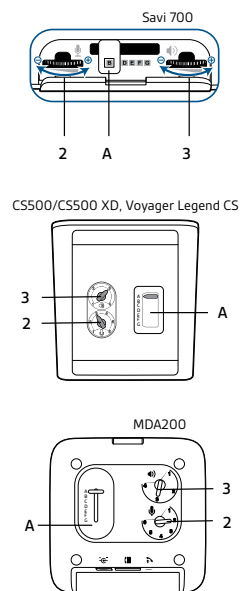
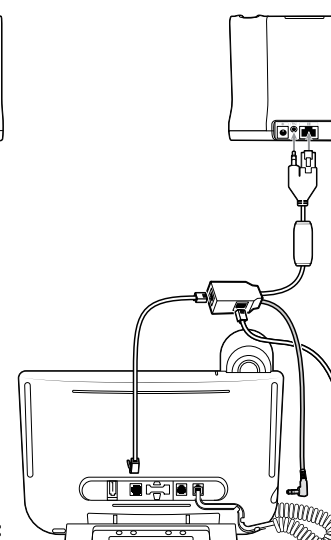
SETUP - 8012



SETUP - IP 8028 IP 8038 IP 8068




SETUP - TDM 8029 TDM 8039



Electronic Hook Switch for Agfeo

Agfeo


DESK PHONE MODELS
ST30
ST31
ST40
ST40IP



+

EHS Cable


APS-11™*
PN: 37818-11




*APS-11 replaces APS-10™

+


Plantronics Audio Solutions




SAVI 700 SERIES
Wireless headset system manages PC, mobile and desk phone calls



CS500/CS500 XD SERIES
Wireless headsets manage desk phone calls



MDA200™
Enables USB connectivity to the desk phone to manage both PC and desk phone calls



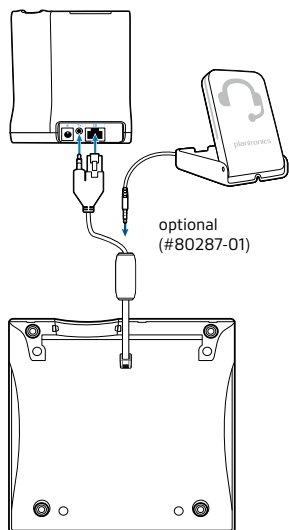
VOYAGER LEGEND® CS
Wireless Bluetooth headset system manages desk phone and mobile calls

EHS Setup

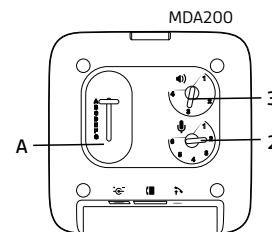
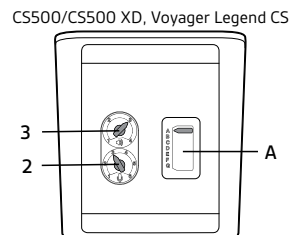
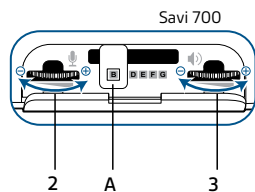
Use the EHS setup below to automatically answer a desk phone call by pressing a button on your Savi 700 Series or CS500 Series headset or MDA200 or Voyager Legend CS.

AGFEO MODELS: ST30, ST31, ST40, ST40IP

SETUP



CONFIGURATION



Electronic Hook Switch for Avaya

Avaya



APV-63 CABLE

| | | |
|---------|---------|-------|
| 1408 | 6416D+M | 9620 |
| 1416 | 9404 | 9621 |
| 1608 | 9406 | 9630 |
| 1616 | 9408 | 9640 |
| 2410 | 9504 | 9641G |
| 4630 | 9508 | 9650 |
| 5410 | 9608 | 9670 |
| 6224D+M | 9611 | 9620L |

APV-66 CABLE

| | | |
|--------|--------|------|
| 2420 | 4621SW | 5420 |
| 4610 | 4622SW | 5610 |
| 4610SW | 4625SW | 5620 |
| 4620 | 4630SW | 5621 |
| 4620SW | | |

EHS Cable

APV-63™*
PN: 38734-11



APV-66™*
PN: 38633-11



*APV-63™ replaces APV-62™; APV-66™ replaces APV-65™

Plantronics Audio Solutions



SAVI 700 SERIES
Wireless headset system manages PC, mobile and desk phone calls



CS500/CS500 XD SERIES
Wireless headsets manage desk phone calls



MDA200
Enables USB connectivity to the desk phone to manage both PC and desk phone calls



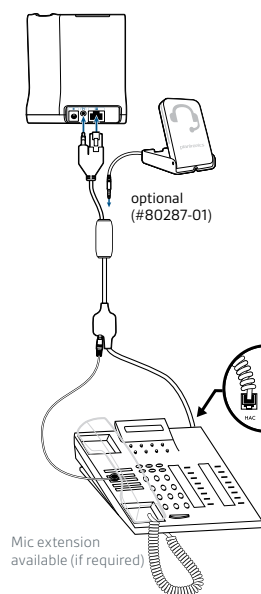
VOYAGER LEGEND CS
Wireless Bluetooth headset system manages desk phone and mobile calls

EHS Setup

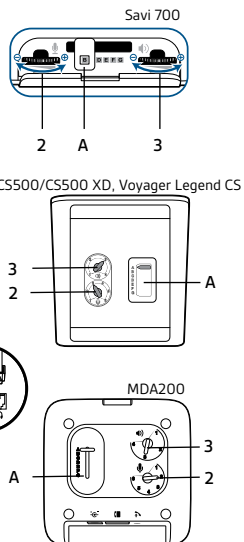
Use the EHS setup below to automatically answer a desk phone call by pressing a button on your Savi 700 Series or CS500 Series headset or MDA200 or Voyager Legend CS.

AVAYA MODELS: 1408, 1416, 1608, 1616, 9404, 9406, 9408, 9504, 9508, 9608, 9611, 9620, 9621, 9630, 9640, 9641G, 9650, 9670, 9620L

SETUP

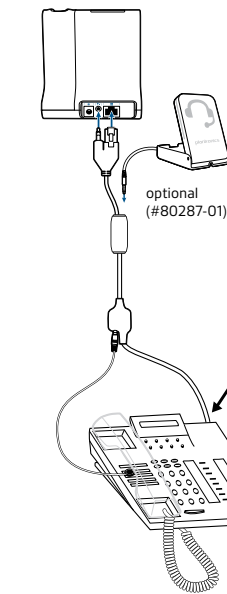


CONFIGURATION

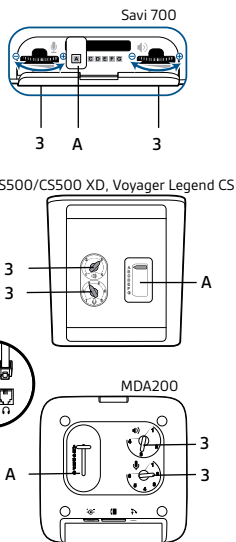


AVAYA MODELS: 2410, 4630, 6416D+M, 6424D+M

SETUP

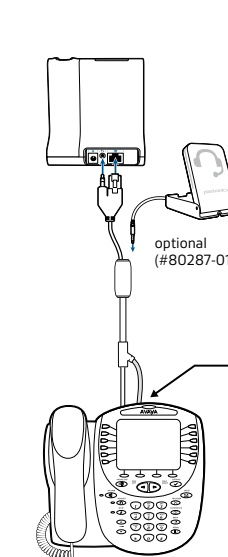


CONFIGURATION

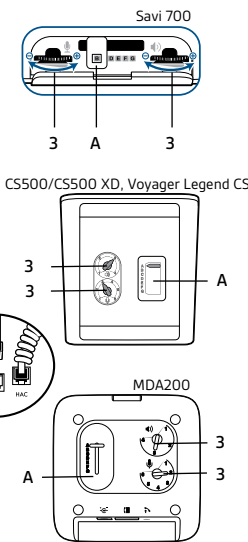


AVAYA MODELS: 2420, 4610, 4610SW, 4620, 4620SW, 4621SW, 4622SW, 4625SW, 4630SW, 5410, 5420, 5610, 5620, 5621

SETUP




CONFIGURATION



Electronic Hook Switch for Avaya-Nortel

Avaya-Nortel


DESK PHONE MODELS
1120E
1140E
1150E
1165E



+


EHS Cable

APU-72™
PN: 202578-01




+


Plantronics Audio Solutions




SAVI 700 SERIES
Wireless headset system manages PC, mobile and desk phone calls



CS500/CS500 XD SERIES
Wireless headsets manage desk phone calls



MDA200
Enables USB connectivity to the desk phone to manage both PC and desk phone calls



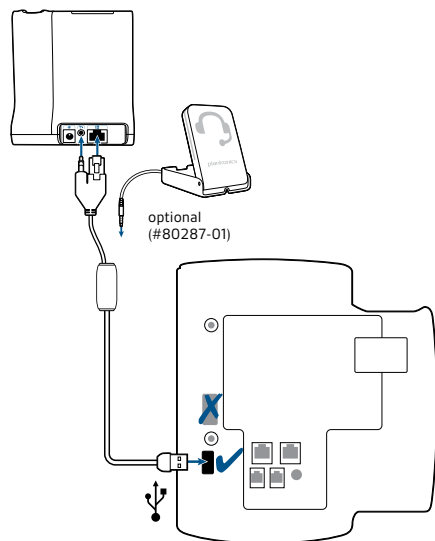
VOYAGER LEGEND CS
Wireless Bluetooth headset system manages desk phone and mobile calls

EHS Setup

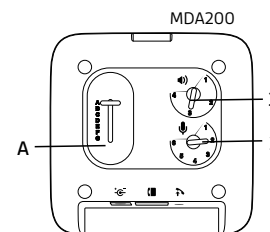
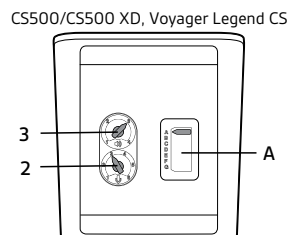
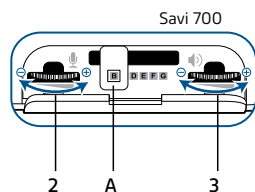
Use the EHS setup below to automatically answer a desk phone call by pressing a button on your Savi 700 Series or CS500 Series headset or MDA200 or Voyager Legend CS.

NORTEL MODELS: 1120E, 1140E, 1150E, 1165E

SETUP




CONFIGURATION



Electronic Hook Switch for Cisco

Cisco




| DESK PHONE MODELS | |
|-------------------|-------|
| APC-43 CABLE | |
| 6945 | 7965G |
| 7821 | 7975G |
| 7841 | 8841 |
| 7861 | 8845 |
| 7942G | 8851 |
| 7945G | 8861 |
| 7962G | 8865 |

| APU-72 CABLE | |
|--------------|-------|
| 8851 | 9971 |
| 8861 | DX650 |
| 8865 | DX70 |
| 8961 | DX80 |
| 9951 | |

+

EHS Cable




APC-43™*
PN: 38350-13

APU-72*
PN: 202578-01


*APC-43 replaces APC-42™; APU-72 replaces APU-71™

+


Plantronics Audio Solutions




SAVI 700 SERIES
Wireless headset system manages PC, mobile and desk phone calls



CS500/CS500 XD SERIES
Wireless headsets manage desk phone calls



MDA200
Enables USB connectivity to the desk phone to manage both PC and desk phone calls



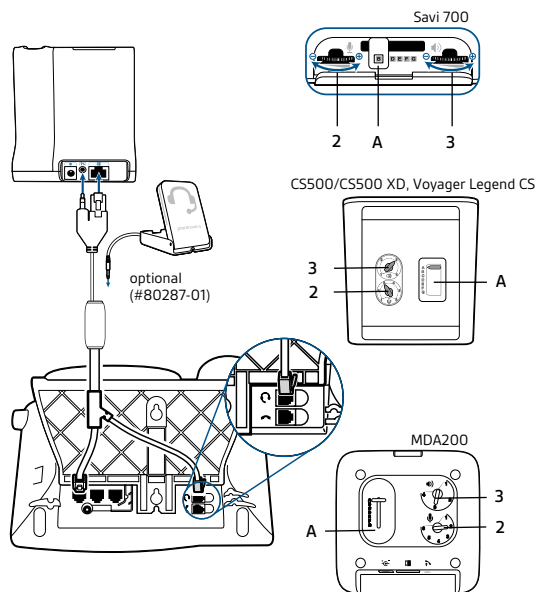
VOYAGER LEGEND CS
Wireless Bluetooth headset system manages desk phone and mobile calls

EHS Setup

Use the EHS setup below to automatically answer a desk phone call by pressing a button on your Savi 700 Series or CS500 Series headset or MDA200 or Voyager Legend CS.

CISCO MODELS: 7942G, 7945G, 7962G, 7965G, 7975G, 7821, 7841, 7861, 8841, 8845, 8851, 8861, 8865

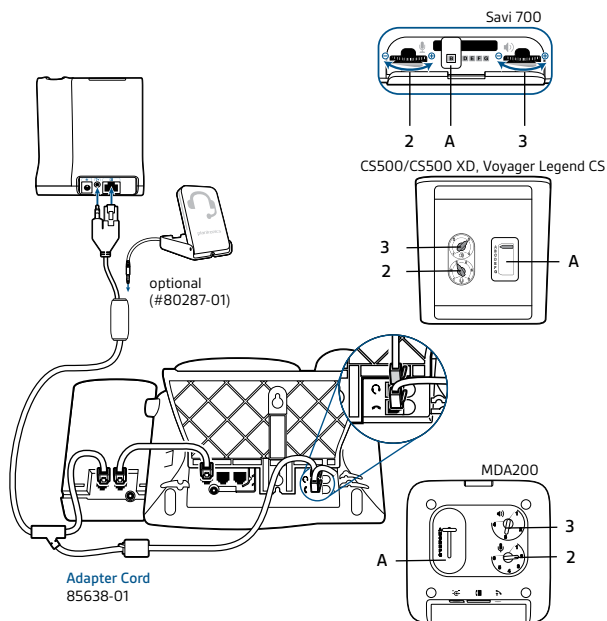
SETUP



CISCO MODELS: 7942G, 7945G, 7962G, 7965G, 7975G, 7821, 7841, 7861, 8841, 8845, 8851, 8861, 8865

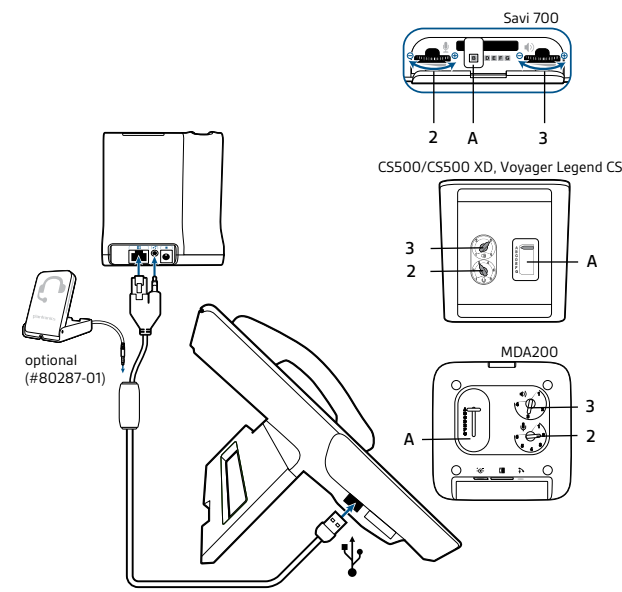
(Note: Installation with sidebar)

SETUP




CISCO MODELS: 8961, 9951, 9971, 8851, 8861, 6945, DX70, DX80, DX650

SETUP



Electronic Hook Switch for Cisco

Cisco




DESK PHONE MODELS
 APC-45 CABLE
 SPA512
 SPA514
 SPA525G2

APC-82 CABLE
 8941
 8945
 8945G
 8946
 8965
 8965G


+

EHS Cable

APC-45™
P/N: 87317-01




APU-82
PN: 201081-01




+


Plantronics Audio Solutions




SAVI 700 SERIES
Wireless headset system manages PC, mobile and desk phone calls



CS500/CS500 XD SERIES
Wireless headsets manage desk phone calls



MDA200
Enables USB connectivity to the desk phone to manage both PC and desk phone calls



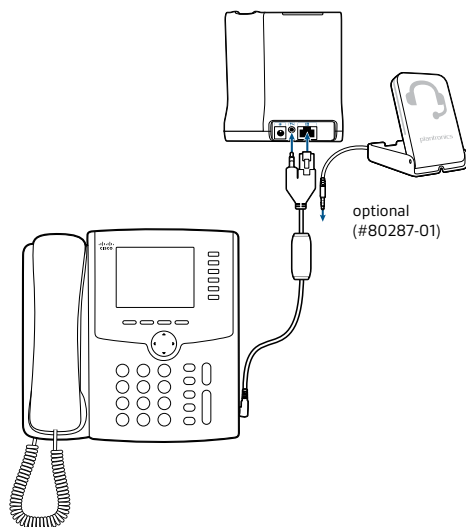
VOYAGER LEGEND CS
Wireless Bluetooth headset system manages desk phone and mobile calls

EHS Setup

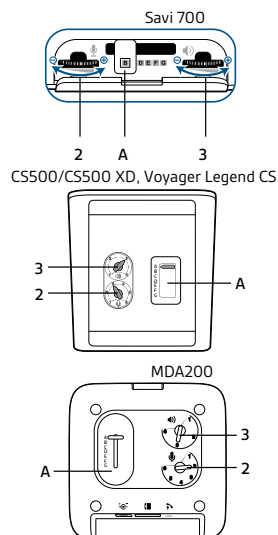
Use the EHS setup below to automatically answer a desk phone call by pressing a button on your Savi 700 Series or CS500 Series headset or MDA200 or Voyager Legend CS.

CISCO MODELS: SPA512, SPA514, SPA525G2

SETUP

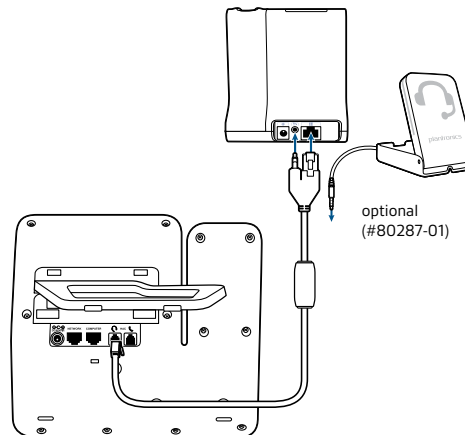


CONFIGURATION

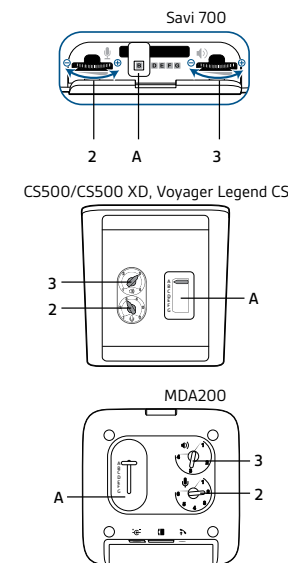


CISCO MODELS: 8941, 8945, 8945G, 8946, 8965, 8965G

SETUP




CONFIGURATION



Electronic Hook Switch for Funkwerk

Funkwerk


DESK PHONE MODELS
CS410
CS410-U
IP-S400
CS290-U
IP290 plus



+

EHS Cable


APS-11*
PN: 37818-11




*APS-11 replaces APS-10

+


Plantronics Audio Solutions




SAVI 700 SERIES
Wireless headset system manages PC, mobile and desk phone calls



CS500/CS500 XD SERIES
Wireless headsets manage desk phone calls



MDA200
Enables USB connectivity to the desk phone to manage both PC and desk phone calls



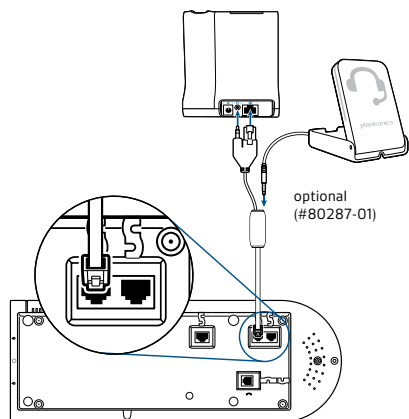
VOYAGER LEGEND CS
Wireless Bluetooth headset system manages desk phone and mobile calls

EHS Setup

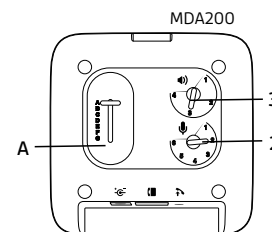
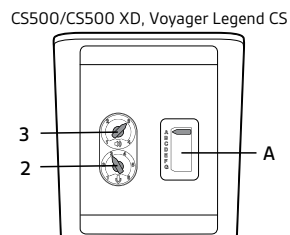
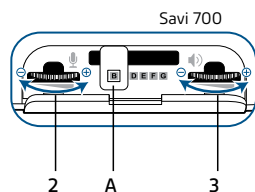
Use the EHS setup below to automatically answer a desk phone call by pressing a button on your Savi 700 Series or CS500 Series headset or MDA200 or Voyager Legend CS.

FUNKWERK MODELS: CS410, CS410-U, IP-S400, CS290-U, IP290 PLUS

SETUP




CONFIGURATION



Electronic Hook Switch for Mitel

Mitel




| DESK PHONE MODELS | |
|-------------------|----------|
| APS-11 CABLE | |
| 5380 | 6865i |
| 5370 | 6867i |
| 6771 | 6869i |
| 6773 | 5370ip |
| 6775 | 5380ip |
| 6735i* | 6773ip |
| 6737i* | 6775ip |
| 6739i | 7434ip |
| 6753i* | 7444ip |
| 6755i* | 6757i CT |
| 6757i* | |

| APU-75 CABLE | |
|--------------|------|
| 6867 | 6869 |

+

EHS Cable




APS-11*
PN: 37818-11

APU-75
PN: 202678-01


*APS-11 replaces APS-10

+


Plantronics Audio Solutions




SAVI 700 SERIES
Wireless headset system manages PC, mobile and desk phone calls



CS500/CS500 XD SERIES
Wireless headsets manage desk phone calls



MDA200
Enables USB connectivity to the desk phone to manage both PC and desk phone calls



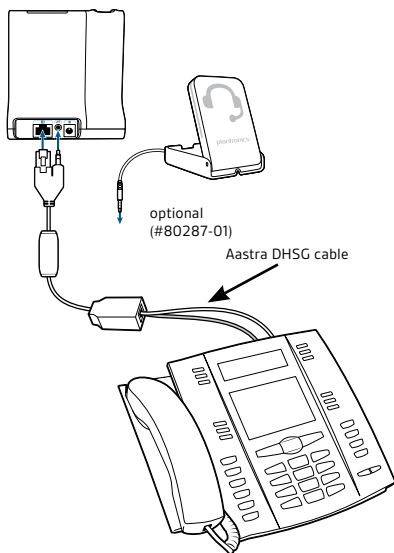
VOYAGER LEGEND CS
Wireless Bluetooth headset system manages desk phone and mobile calls

EHS Setup

Use the EHS setup below to automatically answer a desk phone call by pressing a button on your Savi 700 Series or CS500 Series headset or MDA200 or Voyager Legend CS.

MITEL MODELS: 6737i, 6735i, 6757i, 6755i, 6753i

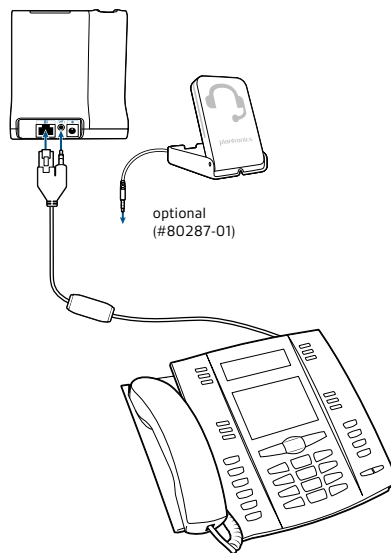
SETUP



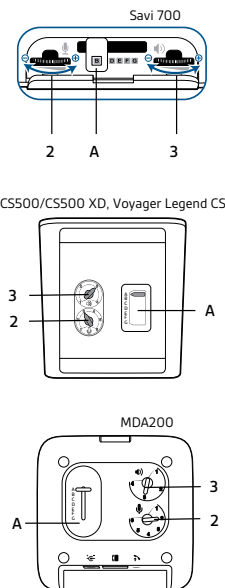
Only the Aastra DHSG cable should be connected directly to your phone. No 3rd party DHSG cables should be connected directly to the Aastra IP phone.

MITEL MODELS: 6739i, 5380iP, 5370iP, 6775iP, 6773iP, 7444iP, 7434iP, 5380, 5370, 6775, 6773, 6771, 6757i CT

SETUP

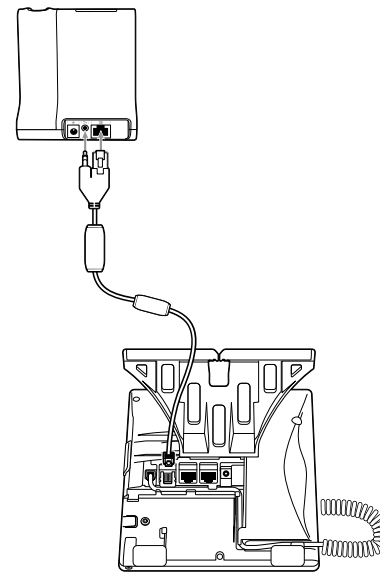


CONFIGURATION



MITEL MODELS: 6865i, 6867i, 6869i


SETUP



Electronic Hook Switch for NEC

NEC


DESK PHONE MODELS
DT 330/430
DT 730
DT 750
DT830/830G



+


EHS Cable

APN-91™
PN: 89280-11




+


Plantronics Audio Solutions




SAVI 700 SERIES
Wireless headset system manages PC, mobile and desk phone calls



CS500/CS500 XD SERIES
Wireless headsets manage desk phone calls



MDA200
Enables USB connectivity to the desk phone to manage both PC and desk phone calls



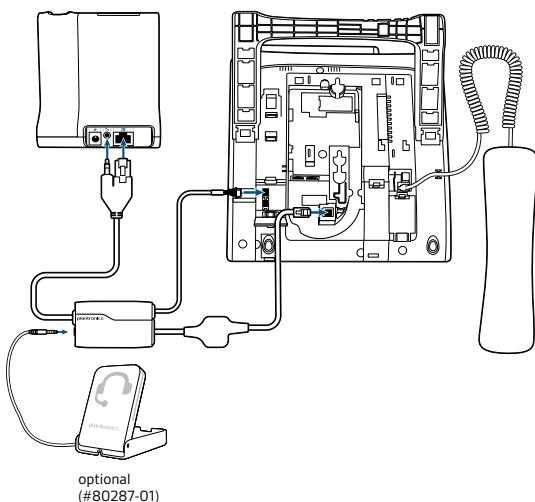
VOYAGER LEGEND CS
Wireless Bluetooth headset system manages desk phone and mobile calls

EHS Setup

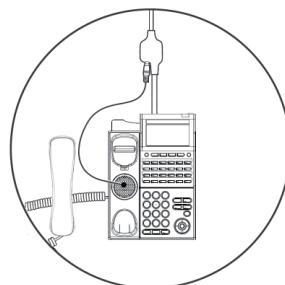
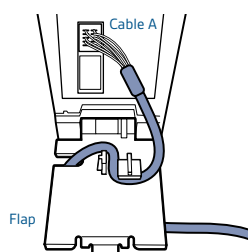
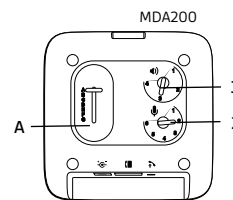
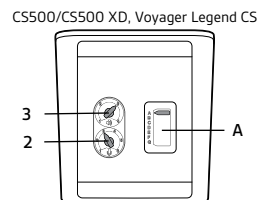
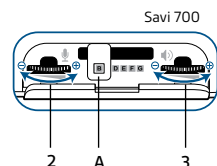
Use the EHS setup below to automatically answer a desk phone call by pressing a button on your Savi 700 Series or CS500 Series headset or MDA200 or Voyager Legend CS.

NEC MODELS: DT 330/430, DT 730, DT 750, DT830/830G

SETUP



CONFIGURATION



Install the ringer detect device on the phone over the speaker, under the handset. This is then plugged into the socket mounted midway along the audio cable. Supports only DT700/300 Series. Please contact NEC for more information.


Note: Disconnect the phone from the network cable prior to installing the EHS cable. Insert cable "A" per diagram, and install the plastic flap included with the APN-91 cable, per the diagram prior to reconnecting the network connection. Please wait 20-30 seconds after all connections are made before pressing the headset button to make a call. Please contact NEC for more information.

For phone set-up, please refer to your specific phone manufacturer's instructions.

*The NEC DT Series phones come in 2 versions, the std SIP (used with NEC product SIP@NET and 3C) and the i-SIP/N-SIP versions which are used with the SV8100, SV8300 and SV8500. The APN-91 only works with the i-SIP/N-SIP versions of the DT700 terminals.

Electronic Hook Switch for Polycom

Polycom




DESK PHONE MODELS

- SoundPoint® IP 320
- SoundPoint IP 321
- SoundPoint IP 330
- SoundPoint IP 331
- SoundPoint IP 335
- SoundPoint IP 430
- SoundPoint IP 450
- SoundPoint IP 550
- SoundPoint IP 560
- SoundPoint IP 650
- SoundPoint IP 670
- VVX300 VVX500
- VVX310 VVX600
- VVX400 VVX1500
- VVX410

+


EHS Cable

APP-51™*
PN: 38439-11




+


Plantronics Audio Solutions




SAVI 700 SERIES
Wireless headset system manages PC, mobile and desk phone calls



CS500/CS500 XD SERIES
Wireless headsets manage desk phone calls



MDA200
Enables USB connectivity to the desk phone to manage both PC and desk phone calls



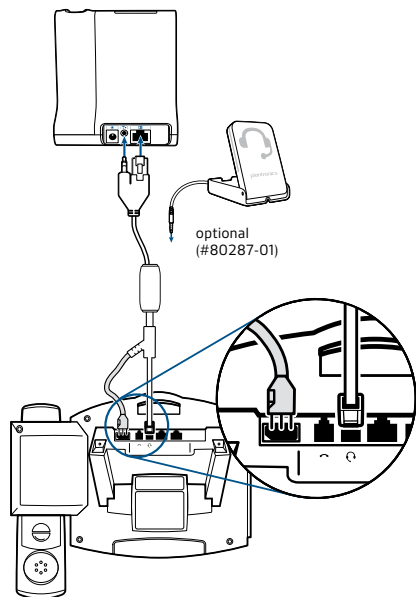
VOYAGER LEGEND CS
Wireless Bluetooth headset system manages desk phone and mobile calls

EHS Setup

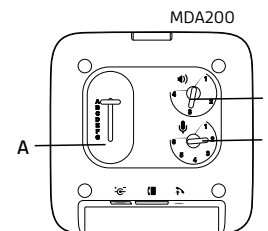
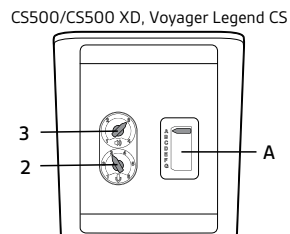
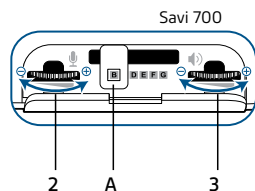
Use the EHS setup below to automatically answer a desk phone call by pressing a button on your Savi 700 Series or CS500 Series headset or MDA200 or Voyager Legend CS.

POLYCOM MODELS: SOUNDPOINT IP 320, 321, 330, 331, 335, 430, 450, 550, 560, 650, 670, VVX300, VVX310, VVX400, VVX410, VVX500, VVX600, VVX1500

SETUP



CONFIGURATION




Electronic Hook Switch for ShoreTel

ShoreTel

DESK PHONE MODELS


| | |
|---------|-----------|
| IIP212K | IP485G |
| IP230 | IP560 |
| IP265 | IP560 (g) |
| IP480 | IP565 (g) |
| IP480G | IP655* |



+

EHS Cable


RD-1™
PN: 78887-01
Not available in Europe.
Please use the HL10 Lifter.




*IP 655 uses APD-80 with ShoreTel software version 14 and above

+


Plantronics Audio Solutions




SAVI 700 SERIES
Wireless headset system manages PC, mobile and desk phone calls



CS500/CS500 XD SERIES
Wireless headsets manage desk phone calls



MDA200
Enables USB connectivity to the desk phone to manage both PC and desk phone calls



VOYAGER LEGEND CS
Wireless Bluetooth headset system manages desk phone and mobile calls

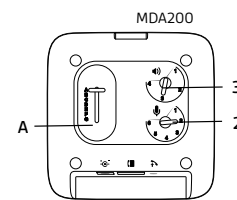
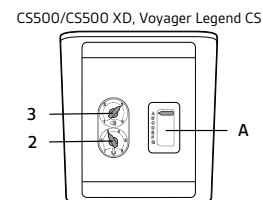
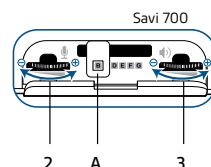
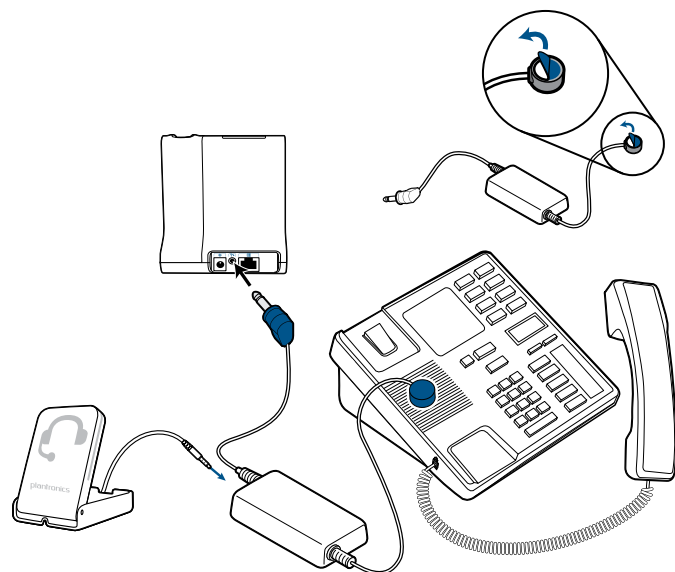
EHS Setup

Use the EHS setup below to automatically answer a desk phone call by pressing a button on your Savi 700 Series or CS500 Series headset or MDA200 or Voyager Legend CS.

SHORTEL MODELS: IP 212K, 230, 265, 480, 480G, 485G, 560, 560G, 565G, 655

SETUP

CONFIGURATION



Electronic Hook Switch for Snom

Snom

DESK PHONE MODELS
320
360
370
820
870



Firmware Min 6.5.8

+

EHS Cable

ORDER FROM SNOM
EHS Advance PN: 2362



+

Plantronics Audio Solutions



SAVI 700 SERIES
Wireless headset system manages PC, mobile and desk phone calls



CS500/CS500 XD SERIES
Wireless headsets manage desk phone calls



MDA200
Enables USB connectivity to the desk phone to manage both PC and desk phone calls



VOYAGER LEGEND CS
Wireless Bluetooth headset system manages desk phone and mobile calls

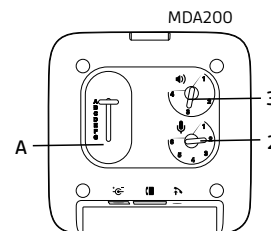
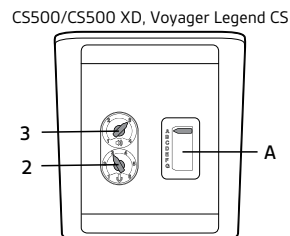
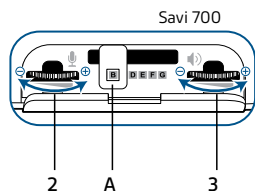
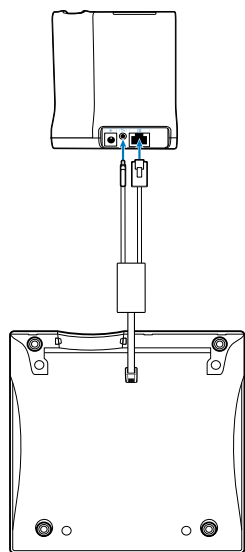
EHS Setup

Use the EHS setup below to automatically answer a desk phone call by pressing a button on your Savi 700 Series or CS500 Series headset or MDA200 or Voyager Legend CS.

SNOM MODELS: 320, 360, 370, 820, 821, 870


SETUP

CONFIGURATION



Electronic Hook Switch for Tenoris

Tenoris




DESK PHONE MODELS

- T3 Classic with Interface Adapter
- T3 IP Classic
- T3 IP II Classic
- T3 IP Classic with Interface Adapter
- TH13
- TM13
- TS13
- T3 Compact
- T3 IP Comfort
- T3 IP II Comfort
- OS 13
- OS33

+

EHS Cable


APT-31™*
PN: 37820-11




*APT-31 replaces APT-30™

+


Plantronics Audio Solutions




SAVI 700 SERIES
Wireless headset system manages PC, mobile and desk phone calls



CS500/CS500 XD SERIES
Wireless headsets manage desk phone calls



MDA200
Enables USB connectivity to the desk phone to manage both PC and desk phone calls



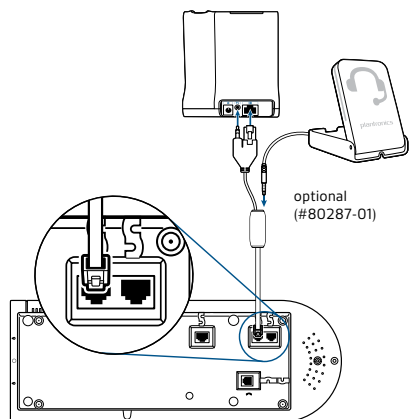
VOYAGER LEGEND CS
Wireless Bluetooth headset system manages desk phone and mobile calls

EHS Setup

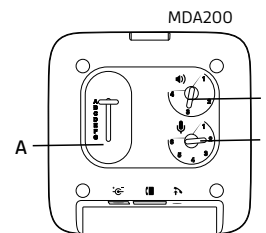
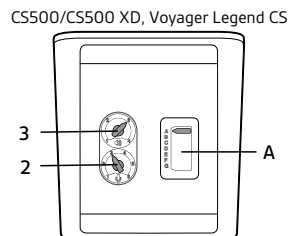
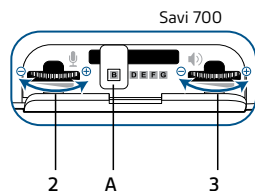
Use the EHS setup below to automatically answer a desk phone call by pressing a button on your Savi 700 Series or CS500 Series headset or MDA200 or Voyager Legend CS.

TENORIS MODELS: T3 CLASSIC WITH INTERFACE ADAPTER, T3 IP CLASSIC, T3 IP II CLASSIC T3 CLASSIC WITH INTERFACE ADAPTER, TH13, TM13, TS13, T3 COMPACT, T3 IP COMFORT, T3 IP II COMFORT, OS 13, OS33

SETUP




CONFIGURATION



Electronic Hook Switch for Tiptel


Tiptel



DESK PHONE MODELS
85 System (works with PABX Family Tiptel 3011/22 system/office)
274
275

+

EHS Cable




APS-11*
PN: 37818-11


*APS-11 replaces APS-10

+


Plantronics Audio Solutions




SAVI 700 SERIES
Wireless headset system manages PC, mobile and desk phone calls



CS500/CS500 XD SERIES
Wireless headsets manage desk phone calls



MDA200
Enables USB connectivity to the desk phone to manage both PC and desk phone calls



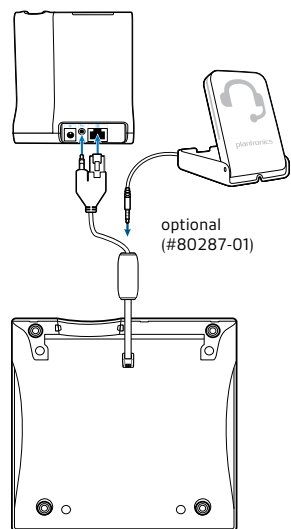
VOYAGER LEGEND CS
Wireless Bluetooth headset system manages desk phone and mobile calls

EHS Setup

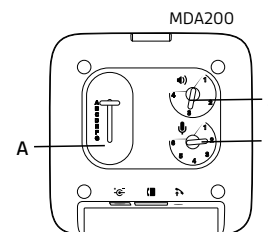
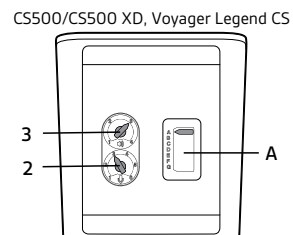
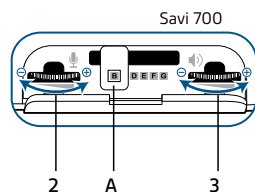
Use the EHS setup below to automatically answer a desk phone call by pressing a button on your Savi 700 Series or CS500 Series headset or MDA200 or Voyager Legend CS.

TIPTTEL MODELS: 85 SYSTEM, 274, 275

SETUP



CONFIGURATION



Electronic Hook Switch for Toshiba

Toshiba



DESK PHONE MODELS

DP 5118-DP
IPT 2008 SDL
DP 5130-SDL
IPT 2010-SD
DP 5X22-SD
IPT 2020-SD
DP 5X32-SD



EHS Cable

RD-1

PN: 78887-01

Not available in Europe.

Please use the HL10 Lifter.



Plantronics Audio Solutions



SAVI 700 SERIES
Wireless headset system manages PC, mobile and desk phone calls



CS500/CS500 XD SERIES
Wireless headsets manage desk phone calls



MDA200
Enables USB connectivity to the desk phone to manage both PC and desk phone calls



VOYAGER LEGEND CS
Wireless Bluetooth headset system manages desk phone and mobile calls

EHS Setup

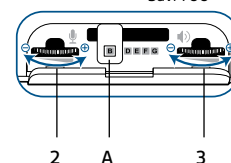
Use the EHS setup below to automatically answer a desk phone call by pressing a button on your Savi 700 Series or CS500 Series headset or MDA200 or Voyager Legend CS.

TOSHIBA MODELS: DP 051180-DP, DP 5130-SDL, DP 5X22-SD, DP-5X32, IPT 2008-SDL, IPT 2010-SDL, IPT 2020-SD

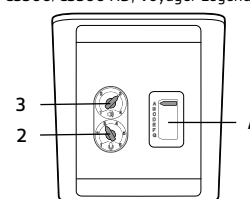
SETUP

CONFIGURATION

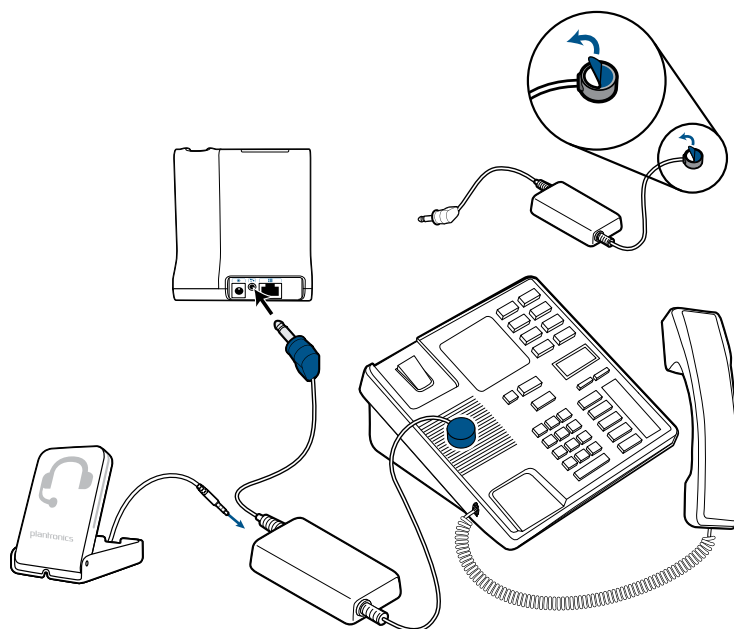
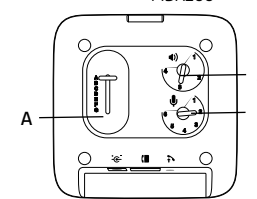
Savi 700



CS500/CS500 XD, Voyager Legend CS



MDA200



Electronic Hook Switch for T-Systems

T-Systems



DESK PHONE MODELS

F20
F30
F40
F50
F630
F640
F660
F680

EHS Cable

APS-11*
PN: 37818-11



*APS-11 replaces APS-10

Plantronics Audio Solutions



SAVI 700 SERIES
Wireless headset system manages PC, mobile and desk phone calls



CS500/CS500 XD SERIES
Wireless headsets manage desk phone calls



MDA200
Enables USB connectivity to the desk phone to manage both PC and desk phone calls



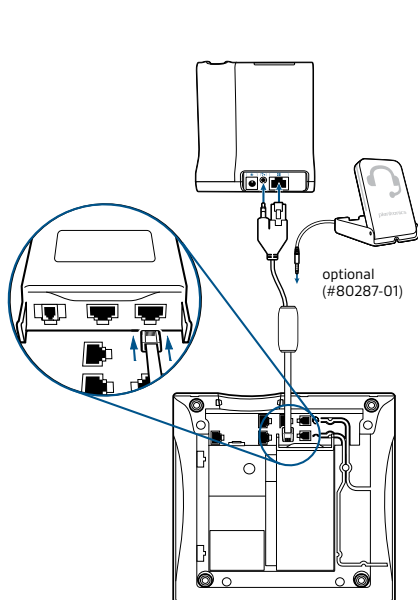
VOYAGER LEGEND CS
Wireless Bluetooth headset system manages desk phone and mobile calls

EHS Setup

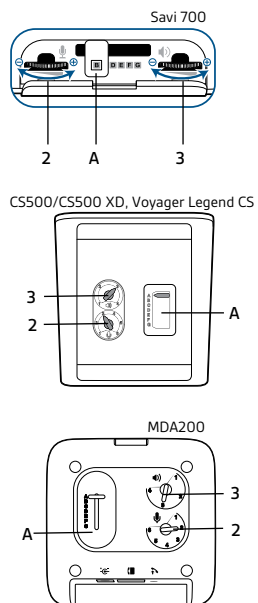
Use the EHS setup below to automatically answer a desk phone call by pressing a button on your Savi 700 Series or CS500 Series headset or MDA200 or Voyager Legend CS.

T-SYSTEMS MODELS: F20, F30, F40, F50

SETUP

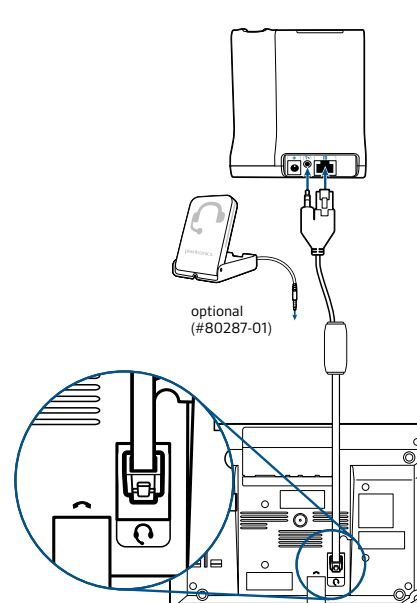


CONFIGURATION

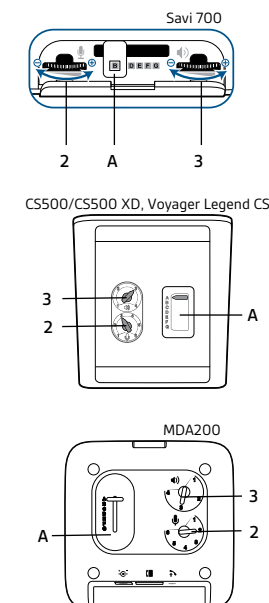


T-SYSTEMS MODELS: F630, F640, F660, F680

SETUP



CONFIGURATION



Electronic Hook Switch for T-Systems

T-Systems



DESK PHONE MODELS

140 IP
141
150 IP
151
160 IP

EHS Cable

APA-23*
PN: 38908-11



*APA-23 replaces APA-20 and APA-22

Plantronics Audio Solutions



SAVI 700 SERIES
Wireless headset system manages PC, mobile and desk phone calls



CS500/CS500 XD SERIES
Wireless headsets manage desk phone calls



MDA200
Enables USB connectivity to the desk phone to manage both PC and desk phone calls



VOYAGER LEGEND CS
Wireless Bluetooth headset system manages desk phone and mobile calls

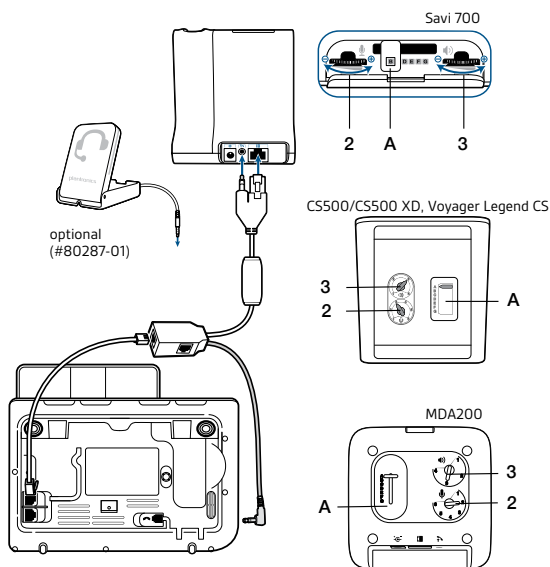
EHS Setup

Use the EHS setup below to automatically answer a desk phone call by pressing a button on your Savi 700 Series or CS500 Series headset or MDA200 or Voyager Legend CS.

T-SYSTEMS MODELS: IP PHONES

SETUP

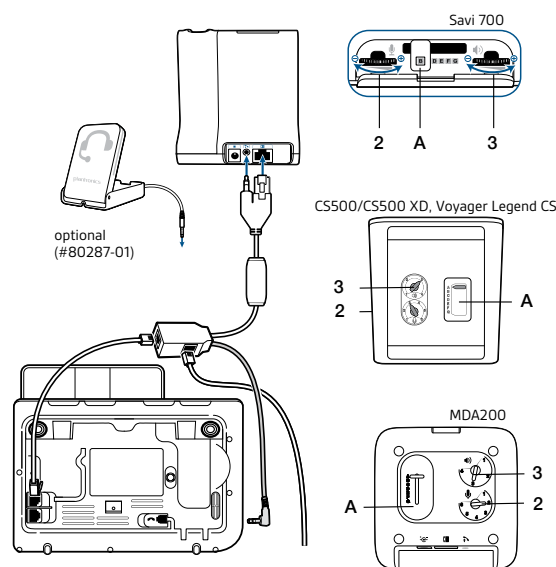
CONFIGURATION



T-SYSTEMS MODELS: 141, 151

SETUP

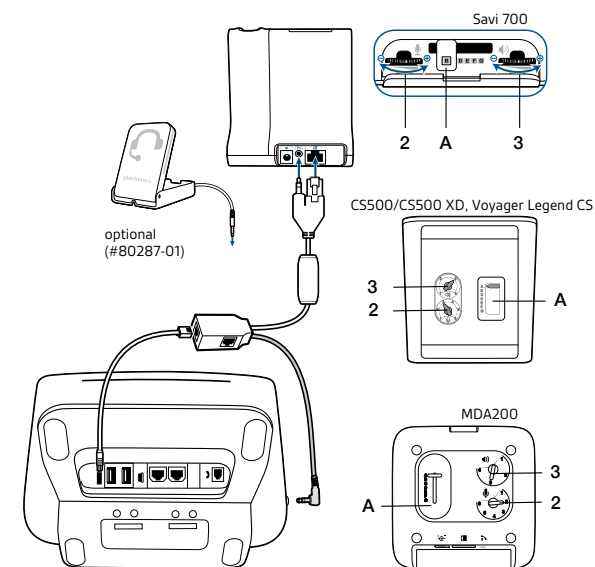
CONFIGURATION



T-SYSTEMS MODELS: MY IC 8082

SETUP

CONFIGURATION




Electronic Hook Switch for Unify

Unify

DESK PHONE MODELS


- OpenScape IP 35G
- OpenScape IP 55G
- OpenStage 30
- OpenStage 40
- OpenStage 60
- OpenStage 80
- Optipoint 410
- Optipoint 420
- Optipoint 500
- Optipoint 600



+

EHS Cable


APS-11*
PN: 37818-11




*APS-11 replaces APS-10

+


Plantronics Audio Solutions




SAVI 700 SERIES
Wireless headset system manages PC, mobile and desk phone calls



CS500/CS500 XD SERIES
Wireless headsets manage desk phone calls



MDA200
Enables USB connectivity to the desk phone to manage both PC and desk phone calls



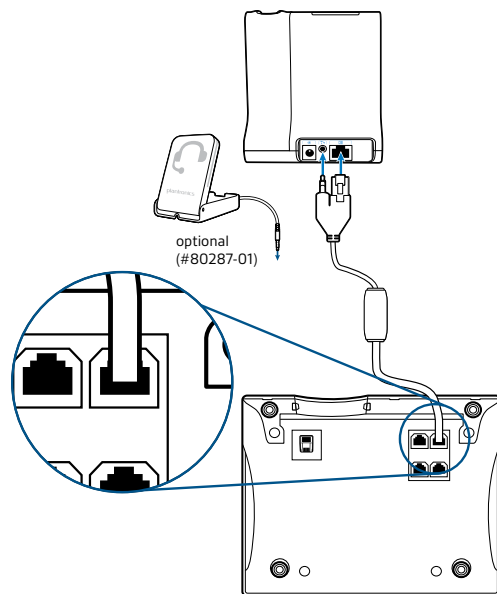
VOYAGER LEGEND CS
Wireless Bluetooth headset system manages desk phone and mobile calls

EHS Setup

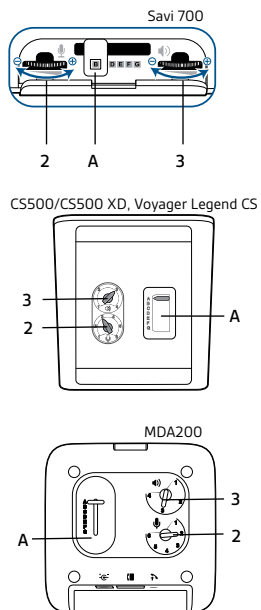
Use the EHS setup below to automatically answer a desk phone call by pressing a button on your Savi 700 Series or CS500 Series headset or MDA200 or Voyager Legend CS.

UNIFY MODELS: OPENScape IP 35G, OPENScape IP 55G, OPTIPOINT 410, OPTIPOINT 420, OPTIPOINT 500, OPTIPOINT 600

SETUP

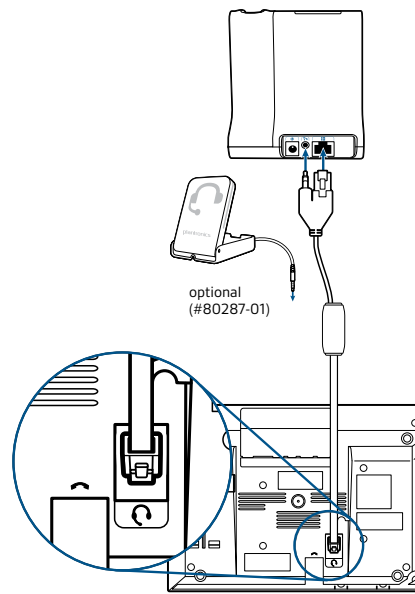


CONFIGURATION

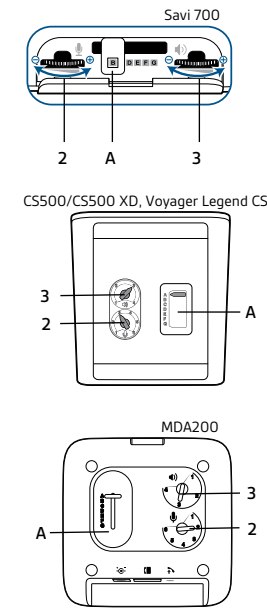


UNIFY MODELS: OPENStage 30, 40, 60, 80

SETUP



CONFIGURATION



APU-75 EHS Cable for Phones/Softphones

SOFTPHONES

Microsoft Lync
Microsoft Skype for Business
All other Plantronics Hub™ supported softphones*

*Plantronics Hub Software required

DESKPHONES

MITEL DESK PHONE MODELS:

6867
6869

CISCO DESK PHONE MODELS:

8851 DX70
8961 DX80
9951 DX650
9971

EHS Cable

APU-75
PN: 202678-01



Plantronics Audio Solutions



CS500/CS500 XD SERIES
Wireless headsets manage desk phone calls



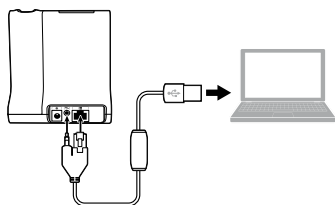
VOYAGER LEGEND CS
Wireless Bluetooth headset system manages desk phone and mobile calls

EHS Setup

Use the EHS setup below to automatically answer a softphone call, or desk phone call, by pressing a button on your or CS500 Series headset or Voyager Legend CS.

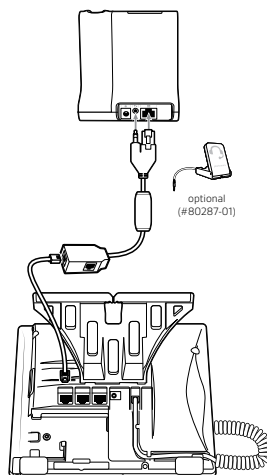
SOFTPHONES:

SETUP

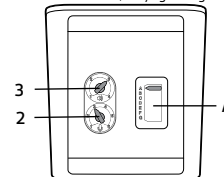


MITEL MODELS: 6867, 6869

SETUP

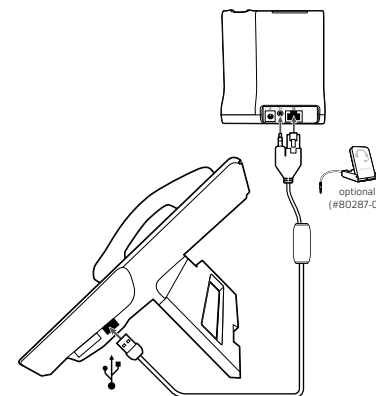


CS500/CS500 XD, Voyager Legend CS



CISCO MODELS: 8851, 8961, 9951, 9971, DX70, DX80, DX650

SETUP



CS500/CS500 XD, Voyager Legend CS

