

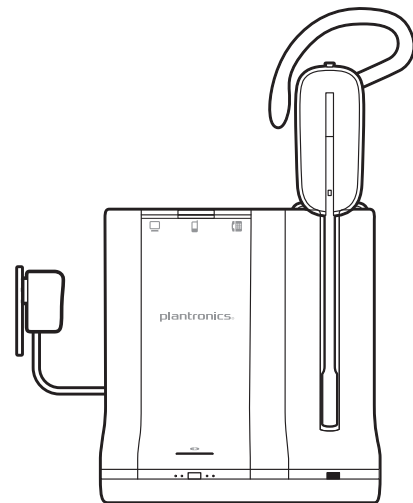
EHS Adapter

TR-11™

QUICK START GUIDE

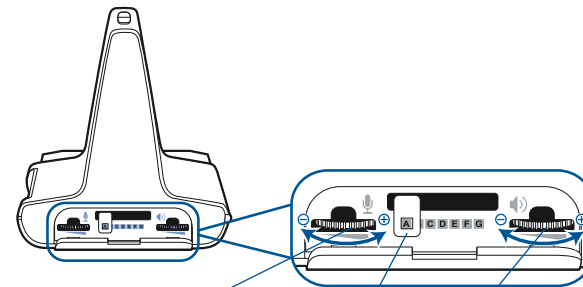
plantronics®

Savi® 700 Series



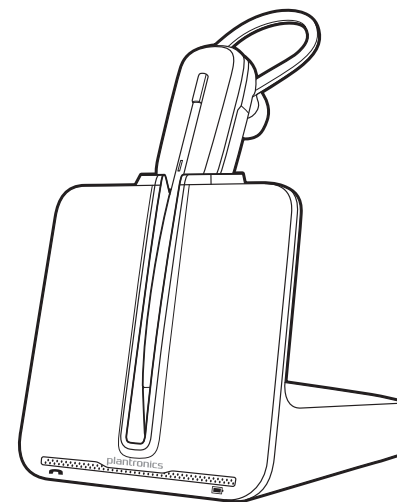
Base Setup Information

See the following pages for setup information for your phone.
Auf den folgenden Seiten finden Sie Informationen zur Einrichtung Ihres Telefons.
Consulte las siguientes páginas para obtener información sobre la configuración del teléfono.
Voir les pages suivantes pour obtenir des informations sur la configuration de votre téléphone.
Consultare le pagine seguenti per informazioni relative alla configurazione del telefono.
Raadpleeg de volgende pagina's voor informatie over het instellen van uw telefoon.



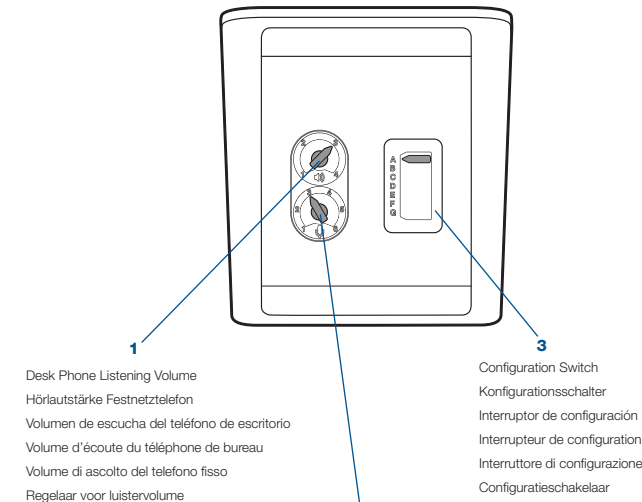
- 1**
Desk Phone Speaking Volume
Sprechlautstärke Festnetztelefon
Volumen de conversación del teléfono de escritorio
Volume à l'émission du téléphone de bureau
Volume di conversazione del telefono fisso
Spraakvolume bureautelefoon
- 2**
Configuration Switch
Konfigurationsschalter
Interruptor de configuración
Interrupteur de configuration
Interruttore di configurazione
Configuratieeschakelaar
- 3**
Desk Phone Listening Volume
Hörlautstärke Festnetztelefon
Volumen de escucha del teléfono de escritorio
Volume d'écoute du téléphone de bureau
Volume di ascolto del telefono fisso
Regelaar voor luistervolume

CS500™ Series



Base Setup Information

See the following pages for setup information for your phone.
Auf den folgenden Seiten finden Sie Informationen zur Einrichtung Ihres Telefons.
Consulte las siguientes páginas para obtener información sobre la configuración del teléfono.
Voir les pages suivantes pour obtenir des informations sur la configuration de votre téléphone.
Consultare le pagine seguenti per informazioni relative alla configurazione del telefono.
Raadpleeg de volgende pagina's voor informatie over het instellen van uw telefoon.



- 1**
Desk Phone Listening Volume
Hörlautstärke Festnetztelefon
Volumen de escucha del teléfono de escritorio
Volume d'écoute du téléphone de bureau
Volume di ascolto del telefono fisso
Regelaar voor luistervolume
- 2**
Desk Phone Speaking Volume
Sprechlautstärke Festnetztelefon
Volumen de conversación del teléfono de escritorio
Volume à l'émission du téléphone de bureau
Volume di conversazione del telefono fisso
Spraakvolume bureautelefoon
- 3**
Configuration Switch
Konfigurationsschalter
Interruptor de configuración
Interrupteur de configuration
Interruttore di configurazione
Configuratieeschakelaar

FCC REGISTRATION INFORMATION — Part 68

This equipment complies with Part 68 of the FCC rules and the requirements adopted by ACTA. On the exterior of this equipment is a label that contains a product identifier in the format US:AAAEQ#TXXXX. If requested, this information must be provided to your telephone company.

A plug and jack used to connect this equipment to the premises wiring and telephone network must comply with the applicable FCC Part 68 rules and requirements adopted by ACTA. A compliant telephone cord and modular plug is provided with this product. It is designed to be connected to a compatible jack that is also compliant. See installation instructions for details.

The REN is useful to determine the quantity of devices you may connect to your telephone line. Excessive RENs on a telephone line may result in the devices not ringing in response to an incoming call. In most, but not all areas, the sum of the RENs should not exceed five (5.0). To be certain of the number of devices you may connect to your line, as determined by the REN, contact your local telephone company. For products approved after August 8, 2001, the REN for this product is part of the product identifier that has the format US:AAAEQ#TXXXX. The digits represented by # are the REN without the decimal point. (For example, 03 represents a REN of 0.3.) For earlier producers, the REN is separately shown on the label.

If this telephone equipment causes harm to the telephone network, the telephone company will notify you in advance that temporary discontinuance of service may be required. But if advance notice isn't practical, the telephone company will notify the customer as soon as possible. Also, you will be advised of your right to file a complaint with the FCC if you believe it is necessary.

The telephone company may make changes in its facilities, equipment, operations, or procedures that could affect the proper functioning of your equipment. If they do, you will be notified in advance in order for you to make necessary modifications to maintain uninterrupted service.

If trouble is experienced with this unit, for repair or warranty information, please contact customer service at (800) 544-4660. If the equipment is causing harm to the network, the telephone company may request that you disconnect the equipment until the problem is resolved.

DO NOT DISASSEMBLE THIS EQUIPMENT: it does not contain any user-serviceable components.

We recommend the installation of an AC surge arrester in the AC outlet to which this equipment is connected. Telephone companies report that electrical surges, typically lightning transients, are very destructive to customer terminal equipment connected to AC power sources.

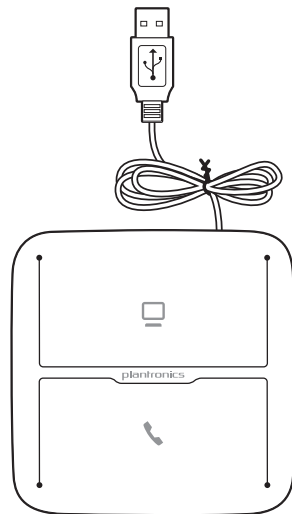
INDUSTRY CANADA NOTICE

This product meets the applicable Industry Canada technical specifications/Le présent matériel est conforme aux spécifications techniques applicables d'Industrie Canada.

For product support contact us at www.plantronics.com/support.

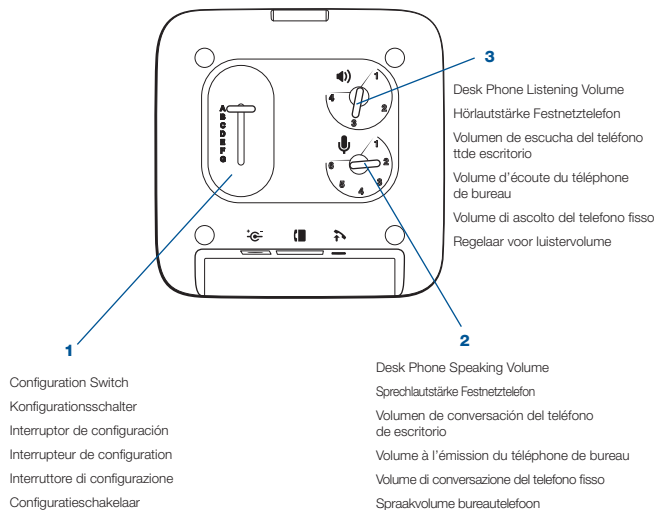


MDA200™ USB Switcher



Base Setup Information

See the following pages for setup information for your phone.
 Auf den folgenden Seiten finden Sie Informationen zur Einrichtung Ihres Telefons.
 Consulte las siguientes páginas para obtener información sobre la configuración del teléfono.
 Voir les pages suivantes pour obtenir des informations sur la configuration de votre téléphone.
 Consultare le pagine seguenti per informazioni relative alla configurazione del telefono.
 Raadpleeg de volgende pagina's voor informatie over het instellen van uw telefoon.



Home Phone

